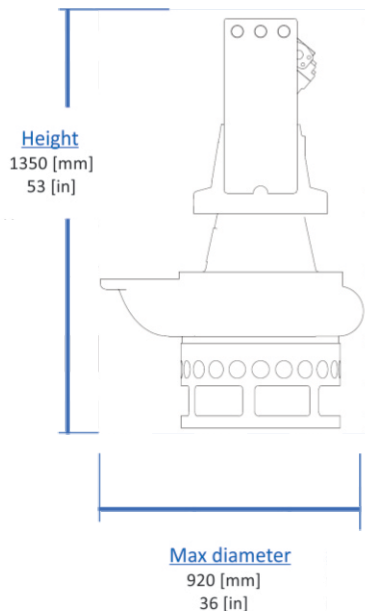
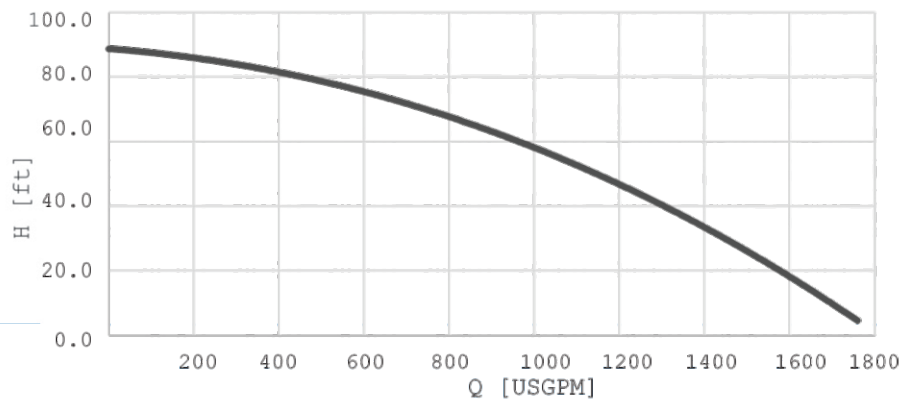
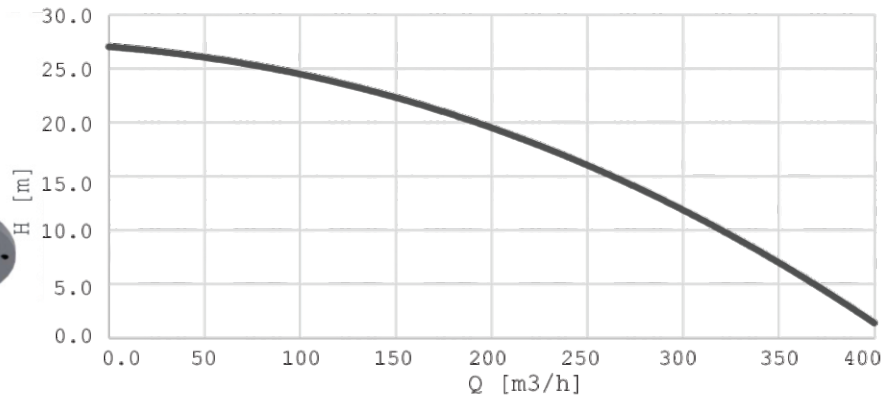


# ELECTRICAL MONOBLOCK PUMP (MODEL NUMBER): FLX-HT9 SERIES 5



**KG**  
**Weight**  
700 [kg]  
1540 [lb]

### Ports

- Service line Ports: SAE J518 1 in
- Case drain Port: DIN3852 M18x1,5

### Operating Conditions

- Max liquid temperature 40°C
- Min Submersion depth 440mm

Model	FLX-HT9
Brake Power [kW/HP]	50 / 67
Efficiency [%]	54
RPM Max	1180
Motor Displacement [cc]	80
Oil flow rate max [l/min]	100
Nominal pressure [bar]	300
Max pressure [bar]	350
Solid handling [mm/n]	35 / 1.4
Discharge [DN/PN]	150 / PN10

### Materials

Part	Standard
Casing	Cast Iron EN-GJS500
Body	Cast Iron EN-GJS500
Wear Parts	High chrome EN-GJN-HV600 (CH6)
Minimum hardness [HB]	550
Main shaft	High tensile 39NiCrMo3
PH Range	5-10

### Seals and lubricants

Version	FLX-HT9	MG	MS
Motor Side	LIPS	MECHANICAL	MECHANICAL
Impeller Side	LIPS	LIPS	MECHANICAL
Oil type	Ep320	ISO32	ISO32